

# AFA(E) Series

The AFA series is designed for air conditioning and commercial refrigeration applications requiring angle configuration SAE connections. The AFA is ideal for those applications requiring compact size combined with stable and accurate control over wide load and evaporator temperature ranges.

## Features

- Stainless steel power element eliminates corrosion and prevents valve failure
- External superheat adjustment
- Replaceable inlet strainer
- SAE connections only
- Wrench flats on inlet and outlet



## Options

- External or internal equalizer

## Specifications

- Maximum working pressure: 700 psig
- UR/CUR file number: SA 5312

**Nomenclature** example: AFAE 1/2 HC 5 FT 3/8 x 1/2 SAE ANG

AF	A	E	1/2	H	C	5 FT	3/8 x 1/2	SAE	ANG
<b>Valve Series</b> Hermetic Design, Flare Connections	<b>Superheat Adjustment</b> A = Adjustable	<b>Equalizer</b> E=External  (Omit for Internal)	<b>Capacity</b> Nominal Rating in Tons  (See nominal capacity table below)	<b>Refrigerant Code</b> +F = R-12 • H = R-22 +M = R-134a • N = R-407C *P = R-507 *R = R-502 *S = R-404A Z = R-410A	<b>Charge Code</b> C = medium temp CA = heat pump W(MOP) = press. limiting Z = low temp AA = wide range	<b>Capillary Tube Length</b> 30 IN & 5 FT (std)	<b>Inlet x Outlet Connection Sizes</b>  1/4 x 3/8 3/8 x 1/2	<b>Connection Type</b>  SAE=flare	<b>Configuration</b>  ANG = 90° angle

+ = R-12 and R-134a are interchangeable refrigerant charges, \* = R-507, R-502 and R-404A are interchangeable refrigerant charges, • = R-22 and R-407C are interchangeable refrigerant charges

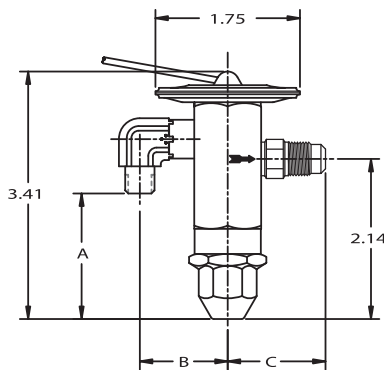
## AFA Series – Nominal\* Capacity Table in Tons (kW)

R-12	R-134a	R-22	R-502	R-507/R-404A	R-407C
-	1/8 (0.4)	1/5 (0.7)	-	1/8 (0.4)	1/5 (0.7)
1/8 (0.4)	1/4 (0.9)	1/4 (0.9)	1/8 (0.4)	1/4 (0.9)	1/4 (0.9)
1/4 (0.9)	1/2 (1.8)	1/2 (1.8)	1/4 (0.9)	1/2 (1.8)	1/2 (1.8)
1/2 (1.8)	3/4 (2.7)	1 (3.5)	1/2 (1.8)	3/4 (2.7)	1 (3.5)
1 (3.5)	1 (3.5)	1½ (5.3)	1 (3.5)	1 (3.5)	1¼ (4.4)
-	1½ (5.3)	2 (7.0)	-	1¼ (4.4)	2 (7.0)
1½ (5.3)	2 (7.0)	2½ (9.0)	1½ (5.3)	2 (7.0)	2½ (9.0)
2 (7.0)	2½ (9.0)	3 (11.0)	2 (7.0)	2½ (8.0)	3¼ (11.5)
-	3 (11.0)	-	-	2½ (9.0)	4 (14.0)
3 (11.0)	4 (14.0)	5 (17.0)	3 (11.0)	3½ (12.0)	5¼ (19.0)

All capacities shown are at 100°F condensing, 40°F evaporator temperature.

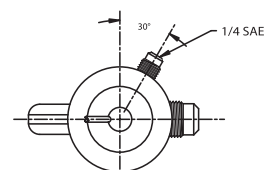
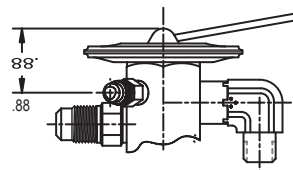
\*See Extended Capacity Tables for ratings at a wide range of conditions per ARI standard 750.

## Dimensional Data



Remote Bulb Tubing Length 30" or 5' Standard

AFA(E) Connections (in)				
Inlet	Outlet	A	B	C
1/4 SAE elbow	3/8 SAE	1.56	1.31	1.64
	1/2 SAE			1.35
	5/8 SAE			1.98
3/8 SAE elbow	3/8 - 1/2 SAE	1.47	1.31	1.73
	3/8 SAE			1.34
	1/2 SAE			1.36
	5/8 SAE			1.98
	3/8 - 1/2 SAE			1.73



## Ordering Information

Internally Equalized								
Refrigerant	Series	Tons*	Charge	Connections	Cap Tube	PCN		
R-12	AFA	1/4	FC	1/4 X 3/8-1/2 SAE	5 FT	047753		
			FC	1/4 X 3/8-1/2 SAE	30 IN	057047		
			FC	3/8 X 3/8-1/2 SAE	5 FT	054258		
		1/2	FC	1/4 X 3/8-1/2 SAE	5 FT	047752		
			FC	1/4 X 3/8-1/2 SAE	30 IN	057028		
			FC	3/8 X 3/8-1/2 SAE	5 FT	054226		
			FC	3/8 X 3/8-1/2 SAE	30 IN	057027		
			1	FC	3/8 X 3/8-1/2 SAE	5 FT	047758	
				FC	3/8 X 3/8-1/2 SAE	30 IN	057029	
R-134a R-12	AFA	1/4	MC	1/4 X 3/8-1/2 SAE	5 FT	058536		
			MC	1/4 X 3/8-1/2 SAE	30 IN	057607		
		1/2	MC	1/4 X 3/8-1/2 SAE	30 IN	057606		
			MC	3/8 X 3/8-1/2 SAE	30 IN	059625		
		1	MC	1/4 X 3/8-1/2 SAE	30 IN	057605		
		R-22 R-407C	AFA	1/4	HC	1/4 X 3/8-1/2 SAE	30 IN	057261
HZ	1/4 X 3/8-1/2 SAE				30 IN	059575		
1/2	HC			1/4 X 3/8-1/2 SAE	30 IN	057260		
	HC			3/8 X 3/8-1/2 SAE	5 FT	054229		
1	HC			3/8 X 3/8-1/2 SAE	5 FT	054231		
	HZ			3/8 X 3/8-1/2 SAE	5 FT	057555		
1-1/2	HC			3/8 X 3/8-1/2 SAE	5 FT	054232		
2	HC			3/8 X 3/8-1/2 SAE	5 FT	054233		
3	HC			3/8 X 3/8-1/2 SAE	5 FT	054234		
R-404A R-507 R-502	AFA			1/4	SC	1/4 X 3/8-1/2 SAE	5 FT	064072
					SW45	1/4 X 3/8-1/2 SAE	30 IN	066498
					SZ	1/4 X 3/8-1/2 SAE	30 IN	066438
		1/2	SC	1/4 X 3/8-1/2 SAE	30 IN	066424		
			SW45	1/4 X 3/8-1/2 SAE	30 IN	066499		
			SZ	1/4 X 3/8-1/2 SAE	30 IN	066439		
		3/4	SC	3/8 X 3/8-1/2 SAE	30 IN	066425		
			SW45	3/8 X 3/8-1/2 SAE	30 IN	066500		
			SZ	3/8 X 3/8-1/2 SAE	30 IN	066440		
		1	SC	3/8 X 3/8-1/2 SAE	30 IN	066426		
			SW45	3/8 X 3/8-1/2 SAE	30 IN	066501		
			SZ	3/8 X 3/8-1/2 SAE	30 IN	066441		

\* For interchangeable refrigerant charges R-134a/R-12, R-404A/R-507/R-502, and R-22/R-407C, the tons of capacity shown in the table are for the first (primary) refrigerant listed. Consult the Nominal Capacity Table for determining the tons of capacity for the secondary refrigerants listed.

**Example:** A 1/4 ton R-12 valve is required. What R-134a ton valve should be selected? **Solution:** From the Nominal Capacity Table, a 1/2 ton R-134a valve is equivalent to a 1/4 ton R-12 valve.

Standard Product Offering